

Gas springs SZ 7066.1. extra heavy load



Explanation:

Steinel gas springs **SZ 7066.1.** can be filled using standard nitrogen gas cylinders. Nitrogen gas is a safe, inert gas.

Special features

- Each gas spring forms a functional closed unit (**compact unit**)
- **Strong forces in a small space**
- **Easy to install**
- No spring breakage
- Recommended stroke reserve 10%
- No mechanical pre-tension is necessary
- **Easy to use**

Multiple-cylinder system

Cylinders with diameters from $D = 38$ mm can be fitted with a sealing **plug on the side for the multiple-cylinder system**. However, this increases the dimensions "L" and "N" by 20 mm.

Note!

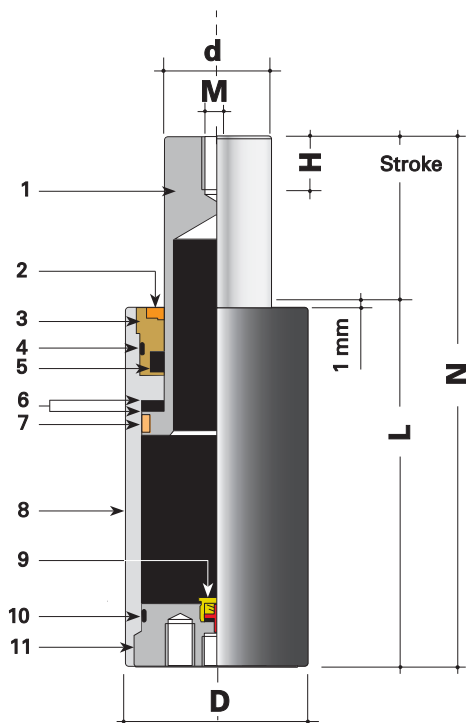
When ordering gas springs for the multiple-cylinder system, please add a **"V"** after the order number. (**Example SZ 7066.1.050 x 025 V**) (price on request)

Order example: Gas spring **SZ 7066.1.**

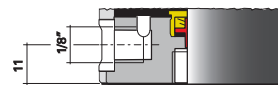
with a diameter of 38 mm and a stroke of 25 mm

Add **050 x 025**

Order number **SZ 7066.050 x 025**



- 1 Piston rod
- 2 Oil and dirt scraper
- 3 DS holder
- 4 O-ring
- 5 Gas seal
- 6 Mechanical stop
- 7 Piston ring
- 8 Casing
- 9 High-performance valve
- 10 O-ring
- 11 Base flange









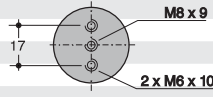
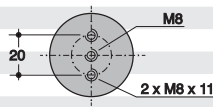
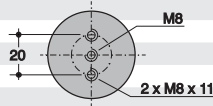
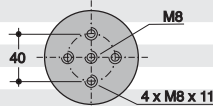
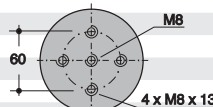
Flange for multiple-cylinder system from

Gas springs SZ 7066.1.

extra heavy load

STEINEL
NORMALIEN

Add size to order number

Gas spring											Order no. SZ 7066.1.	
D	Stroke	L	N	d	M	H				Cylinder attachment		
mm	mm	mm	mm	mm	mm	mm	bar	daN	daN			
19	10	50	60	10	M 5	7	191	150	240		019 x 010	
	15	55	70								019 x 015	
	25	65	90								019 x 025	
	38	78	116								019 x 038	
	50	90	140								019 x 050	
	80	120	200								019 x 080	
25	10	50	60	14	M 6	8	195	300	480		025 x 010	
	15	55	70								025 x 015	
	25	65	90								025 x 025	
	38	78	116								025 x 038	
	50	90	140								025 x 050	
	80	120	200								025 x 080	
32	10	55	65	18	M 8	12	196	500	800		032 x 010	
	15	60	75								032 x 015	
	25	70	95								032 x 025	
	38	83	121								032 x 038	
	50	95	145								032 x 050	
	80	125	205								032 x 080	
38	10	55	65	22	M 8	12	197	750	1200		038 x 010	
	15	60	75								038 x 015	
	25	70	95								038 x 025	
	38	83	121								038 x 038	
	50	95	145								038 x 050	
	80	125	205								038 x 080	
50	10	60	70	30	M 8	12	212	1500	2400		050 x 010	
	25	75	100								050 x 025	
	38	88	126								050 x 038	
	50	100	150								050 x 050	
	63	113	176								050 x 063	
	80	130	210								050 x 080	
	100	150	250								050 x 100	
	125*	190	315								050 x 125	
	160*	235	395								050 x 160	
	200*	275	475								050 x 200	
63	10	65	75	36	M 8	12	196	2000	3200		063 x 010	
	25	80	105								063 x 025	
	38	93	131								063 x 038	
	50	105	155								063 x 050	
	63	118	181								063 x 063	
	80	135	215								063 x 080	
	100	160	260								063 x 100	
	125*	190	315								063 x 125	
	160*	235	395								063 x 160	
	200*	275	475								063 x 200	
75	10	65	75	45	M 8	12	189	3000	4800		075 x 010	
	25	80	105								075 x 025	
	38	93	131								075 x 038	
	50	105	155								075 x 050	
	63	118	181								075 x 063	
	80	135	215								075 x 080	
	100	155	255								075 x 100	
	125*	200	325								075 x 125	
	160*	245**	410								075 x 160	
	200*	290**	500								075 x 200	
95	25	90	115	58	M 8	12	189	5000	8000		095 x 025	
	38	103	141								095 x 038	
	50	115	165								095 x 050	
	63	128	191								095 x 063	
	80	155	235								095 x 080	
	100	185	285								095 x 100	
	125*	220	345								095 x 125	
	160*	260	420								095 x 160	
	200*	310	510								095 x 200	

*Cylinders with stroke lengths from 125 mm to 200 mm. Delivery time on request

** New, shorter design height; suitable washer will be included with repair or replacement deliveries